


Day 8




Which model shows $\frac{1}{6} + \frac{1}{2}$?


A



B



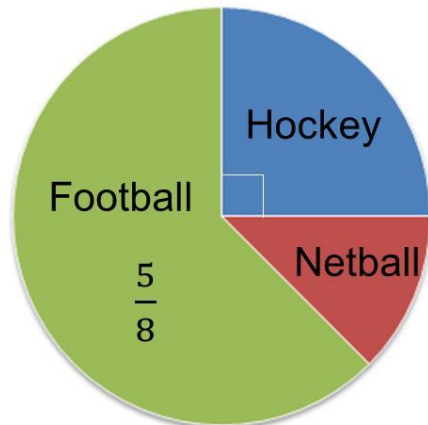
C



D



© White Rose Maths Hub 2016



The pie chart shows favourite sports.

What fraction like Netball?

A

$$\frac{1}{8}$$

B

$$\frac{3}{8}$$

C

$$\frac{1}{4}$$

D

$$\frac{5}{8}$$

© White Rose Maths Hub 2016